


PHYSICAL DISTANCING

The harmony of the
right distance



INSPIRING OFFICES. SINCE 1790.

bene


Introduction

5

Products

9

SHIELDED by Bene	9
SHIELDED by Bene XL	13
PIXEL	17
CUBE_S	21
FRAME_S	25
FRAME_S Board	29
RV Dividing Wall	33
DOCKLANDS	37
NOOXS	41
Workbench	45
PARCS Wing Chair	49
PARCS Causeway	53



THE HARMONY OF THE RIGHT DISTANCE

The whole world is fighting the Covid 19 pandemic and the working world is particularly affected. It now has to prepare, as best as possible, for the return of concerned employees back into the office, in compliance with all necessary hygiene and protective measures. Step by step we are moving into a new normal. The most important new game rule for collaboration is: **SOCIAL DISTANCING**. For us at Bene, the office is a social place that thrives on exchange and interaction.

Therefore, we say: **PHYSICAL DISTANCING** to stay social.

The need for the right distance is culturally very different, and has changed over time along different social norms. The way we design offices and how we live the rituals of everyday life with in them is always characterised by the interplay of closeness and distance. This is an expression of our culture in companies. From informal to formalised, the chosen distance always signals the measure of trust, and is constantly renegotiated. The greeting is the most visible and formal ritual and was the first action that changed with the appearance of Covid-19, often with its complete removal from our repertoire. The greeting is an essential aspect that has always stood for the harmony of the right distance, of trust.

Our trust in things, in the predictable, our feeling of security, all essential aspects for successful

cooperation, have been shaken in these times. Who can I meet and in what context? How can I trust? Where can I feel safe? Questions that concern us more than ever in companies.

In order to regain our trust and a feeling of security, what new rituals and forms of cooperation can, and must we design at this time?

Much of this relates to the harmony of the right distance, and not only in the context of the current crisis. The right distance, physical distancing, has always been essential to interact efficiently as a community, team, or group to proactively shape our future and our goals together. Manifested in rituals of our trust, insurance.

Therefore, at Bene we have asked ourselves what our contribution could be to specifically support the need for security, orientation and trust in the office during these times, and thus to create inspiring places of encounter and not places of social distance.



THE PLANING OF THE RIGHT DISTANCE

To efficiently implement the return to the office, existing office structures need to be analysed and adapted. The right harmony between distance and proximity influences the planning. In the short and long term, individual solutions are needed to make offices safe places for employees and customers, which reflect the needs for concentration & reflection, collaboration & interaction and communication & image even in challenging times.

In addition to the familiar behavioral adjustments such as wearing masks, the regular disinfection of hands, and increased ventilation, physical distancing is also necessary. In offices, this must be implemented in addition to the optimisation of work processes, through appropriate routing, space planning and furniture used.

The implementation should be preceded by a precise analysis of the organisation, its routines and needs and reflect on the following food for thought that underlies the design.

In the long term, planning and spatial concepts must be questioned from scratch. The decentralisation of work, reinforced by home office models, reaches a new level and long-term focus is set in the office structure. Accordingly, new spatial concepts should be considered at an early stage, which clearly emphasise the interaction between people.

CONCENTRATION & REFLECTION

The home office has gained a permanent place in the office space in the past few weeks and will continue to be a potential retreat for focused work in the future. In offices, physical distancing is currently implemented through the reduction of desk space and chairs, with additional shielding measures by way of panels and partitions.

It is still important to pay particular attention to the axis of sight, and not to create cells or completely isolated pens, as this would be counterproductive in terms of cooperation and personal exchange.

Distance can not only be created spatially, but also temporarily. Hybrid schedules in the form of shift models and changing teams in the home office make a contribution here, if there is insufficient space. Desk sharing and changes of work place only make sense in connection with appropriate cleaning measures, and should be reduced.

COLLABORATION & INTERACTION

Collaboration areas are also equalised. Workbenches, project and meeting areas can now be used in parallel by significantly fewer employees while maintaining the required safe distances.


The furniture in these areas should be more airy and flexible. Anchor points, in the form of flexible office furniture, provide the necessary spacing when placed in collaboration areas.

The room configuration can be flexibly adjusted depending on the number of participants. Where necessary, additional shielding can be achieved with mobile partitions.

COMMUNICATION & IMAGE

The exchange with external visitors, customers and network partners must also be redesigned during the pandemic. Disinfection dispensers positioned at entrances and in highly frequented areas, a guest register for possible follow-up of infection chains, as well as the implementation of appropriate cleaning routines are now part of our everyday office life.

In lounges and meeting areas, the focus is on generous room design with lots of free space. Shielding measures, especially in central areas such as lobbies and reception areas, are becoming standard.





SHIELDED

by Bene


SHIELDED by Bene is a transparent and mobile protective shield for fast and safe division of workplaces.

This protective shield, made of high quality acrylic glass, is freestanding in either a horizontal or vertical position.

It can be used in a variety of ways; such as on table surfaces, reception desks, or on counters. SHIELDED by Bene differs from many comparable products purely by its ideal size.



**PHYSICAL
DISTANCING
to stay social.**





SHIELDED

by Bene XL

SHIELDED by Bene XL is used free-standing to delimit workplaces from corridors, neighboring tables or also for large meetings.

Through different colour variations, SHIELDED by Bene XL can be used to set accents in everyday office life.



The new way of exchange
and interaction.





PIXEL

by Bene

PIXEL may look like a box but it can also be a table, a bench, a platform, a shelf and so much more. PIXEL brings a new dimension in team working and meeting culture to the workplace, indoor as well as outdoor, creating playground-like spaces and adapting flexibly to requirements. PIXEL creates anchor points in a space, with the ability to maintain the right distance, whilst maintaining good communication.

The most exciting innovations develop in places where people have the freedom to think playfully. Defined areas in the office that inspire a lively group dynamic and offer a creative playground are becoming increasingly important.

The challenge is to create a place that naturally compliments day-to-day working life – culturally and spatially. Furniture that is as flexible and unfussy as the team itself can help to create such a space.

This is where PIXEL comes in. These ingenious little boxes can be combined to create different pieces of furniture, be it storage containers, seating or a table – PIXEL is up for anything!



**Build Your Ideas –
no matter the distance.**



CUBE_S

**CUBE_S – compact,
distant workstations.**

These workplace modules offer great comfort with individually customisable, sophisticated workstation organisation. They enable concentration and focus with great space efficiency in open-plan office layouts while simultaneously supporting teamwork with transparent elements and visual contacts. The desired screening allows targeted control with varying cabinet heights.

CUBE_S desks and storage elements can be configured in four settings. “Bridge” has lateral module cabinets, or alternatively four tower units.

In the “Cluster”, the workspaces are enclosed by a large-volume of storage space – for privacy at work. Four modular cabinets arranged in a star formation create the “Cross” layout. For the “Spine” setting, the desks are all connected to the module cabinet, with users on both sides able to use the storage space, thus ensuring optimal distance between workstations.

Work utensils and documents are always within reach with all configurations. Horizontal surfaces, shelves and vertical pinboards can be selected according to individual requirements.



The furniture system for
flexible use of space.





FRAME_S

FRAME_S is an intelligent system made of frames and storage elements that is ideal for demarcating workplaces. In addition to having structural functions, the frame is also a formative and striking design element.

In an open space, **FRAME_S** serves to structure the room and at the same time the hybrid system provides a functional frame for wall-oriented workplaces with a high level of privacy and personal organisation. **FRAME_S** also create intermediate spaces offering well-shielded zones for teams.

The **FRAME_S** module comprises of the frame, a partition wall element and a tall side cabinet. An optional overhead storage box and work wall components can also be added. These freestanding modules can be arranged side by side or paralleled. The frame consists of two half sections, creating three different frame widths depending on the combination – all at one set height. The frame is prepared with rows of holes for fixing a variety of optional applications for shielding.



**Spatial and functional.
With ease.**



FRAME_S BOARD

The mobile FRAME_S Boards on castors let you restructure open spaces in new ways whenever desired and integrate elements such as flipcharts and whiteboards into the setting.

This makes them not just room dividers but also analogous writing, work and presentation boards, as well as being the ideal companion for physical distancing.

Two typologies are available: the T-Type with a single T angle or the H-Type, a FRAME_S Board which, when equipped with PIXEL supports, can be used to store up to 20 PIXEL Boxes, 4 PIXEL Tops 180 and several single PIXEL Tops and Pads.



**Ideal framework
for creativity.**



RV DIVIDING WALL

The RV dividing wall creates demarcation where it is needed. The wall is installed independently of pre-existing building structures and is used in particular for reception areas, as an element for partitioning and acoustics in the back office, and in support zones such as a printer island or coat stands.

The RV dividing wall is distinguished by its frameless construction, slim design, exact joints, and invisible connections. A modular system consisting of 3.8 cm thick monoblock modules, it is flexible and allows for combinations up to a height of 172 cm.

It offers infinitely variable height adjustment and material combinations such as veneer, melamine, fabric, glass, and perspex.





**Shielding with style thanks
to frameless construction
and slim design.**

DOCK- LANDS

The Dock-In Bays are screened-off bays for frenzied periods at the office and are a central element of the DOCKLANDS range.

They form an anchor point in a mobile work environment or private retreat for focused work.

As a shared private space, they offer a temporary, alternative workspace for individual, focused work. Their appealing design, combined with the screens, ensure a high level of comfort while working. The Dock-In Bays offer a wide range of uses for space planning and structuring without affecting the building's structure.

The Dock-In Bays are available as a single workspace or as two-person units and allow for a variety of configurations – face-to-face, side-by-side or back-to-back – with an unlimited number of multiplications. They are available in two dimensions with the table sizes of 110 x 60cm and 140 x 70 cm. Practical accessories like clothes hangers and table lamps help to keep order in even the smallest space.

A desk shelf with presence indicator shows whether the workstation is vacant or occupied. The DOCKLANDS product family also features the Service Dock, Coat Rack and Phone Booth.





Anchor point in a mobile work environment.



NOOXS

NOOXS

Intelligent partitioning and great acoustics are crucial factors in creating a productive and pleasant work environment in open-plan offices. However, fixed wall components are costly, not very flexible and contradict the qualities of the open space layout. With NOOXS, Bene presents a highly flexible modular system for creating semi private spaces and places, that help to provide distance in open plan offices.

NOOXS is a highly versatile building block consisting of wall elements in 4 widths and 2 heights, which are available in melamine, veneer, fabric, or with a varnished surface. The wall elements have a special acoustic design feature that reduces noise levels in a open space layout. The wall elements are easy to plan and can be used to form a wide variety of architectural spaces with low assembly requirements.

NOOXS THINK TANK

Based on the NOOXS wall system but making use of glass elements, Think Tanks were developed as a 2.5 metre high, freestanding room-in-room system for creating private spaces within an open space.

Like NOOXS, the NOOXS Think Tanks are freestanding, have a high level of noise insulation and are quick to install. They can be completely closed to the outside world, with the integrated ventilation and LED lighting system independently controlled from the inside, ensuring privacy and concentration wherever it is needed.

Available in varying standard sizes that determine their function, the NOOXS Think Tank ensures privacy and concentration wherever it is needed; be it for group or stand-up meetings, as a private business box or phone booth.





Space dividing, modular
and free-standing.

WORKBENCH

A multifunctional table system suitable for all kinds of work. Flexible and modular in design, the Workbench promotes communication and interaction. It is open to change and easily adaptable to today's office requirements, be it for a creative meeting or as individual workstations.

Workbenches can be used in different office zones and in a variety of work scenarios – be it for team or project work, desk sharing or as a classic work table.

Modularly expandable and reversible, compact office layouts with high space efficiency can be realised in connection with assistance furniture. In combination with SHIELDED by Bene, individual workplaces can also be efficiently implemented.

The STUDIO Workbench is a multifunctional desk system with a special need for design. The Workbench is available with two different table legs: The SWING table legs are distinguished by their iconic shape. In black or white, SWING sets a design accent in the room. Its defining feature is its curved shape – characterised by a continuous, powder-coated steel tube.

FACT table frames represent modern minimalism and clear-cut design.

The STUDIO Workbench is a distinctive designer piece that adds a special ambience to the work place.

With STUDIO accessories, the work environment can be designed to meet individual requirements. Pinboards, that provide useful screening, storage trays, supports and containers can be freely combined in the table's central organisation dock.





Open work and
team lifestyle.





PARCS WING CHAIR

The shape of the Wing series is based on the traditional wingback seats. Lateral headrests provide a visual and acoustic shield and facilitate meetings that require concentration, focused work or recreation.

Connect and communicate with others with the Wing Chairs innate swivel function, or turn away from them to be uninterrupted.

The Wing Chair is also available in a mid-high version, without headrests, which makes it the more communicative version of the Wing Chair.



**Relaxation or concentration
away from the lively office life.**

PARCS CAUSEWAY



PARCS Causeway is a furniture programme consisting of benches, fence modules, walls and cabinets. The elements can be combined in numerous ways and offer a high degree of design freedom and create distance where necessary.

Vertical modules shape the space and provide a screen for work that requires concentration.

The various heights of the Causeway elements encourage users to assume one of three different positions: sitting, standing or leaning, allowing complete ergonomic freedom.

If the seating and standing elements are expanded with storage areas and shelves, the PARCS Causeways also offer space for a library. A Power Bar for media-supported work as well as lighting and screens are also available as supplementary elements.



Space-forming
seating landscapes
for inspiring
exchange.



CLOSING WORDS

At Bene, we don't think in terms of cupboards, tables or chairs. We think outside the box. We offer world-leading design and installation for office and working environments, to help you plan and create spaces where people enjoy working well.

You can find further inspiration for your office world at bene.com



IMPRESSUM

Bene GmbH
Schwarzwiesenstraße 3
3340 Waidhofen/Ybbs
Österreich

bene.com

PUBLISHER’S INFORMATION

Bene GmbH
Schwarzwiesenstrasse 3
3340 Waidhofen/Ybbs
Austria

bene.com

ÜBER BENE

Wir planen und gestalten Räume, in denen Menschen gut und gerne arbeiten. Unser Produktportfolio umfasst Möbel für alle Zonen und Bereiche eines modernen Büros.

Wir entwickeln für unsere Kunden ganzheitliche Konzepte, die auf die wandelnden Herausforderungen der Arbeitswelt Antwort geben.

Wir lieben Design. Unser hoher Anspruch an Funktionalität, Qualität und Gestaltung ist in jedem Produkt zu spüren.

Wir sind stolz darauf, als internationale Marke mit österreichischen Wurzeln in über 40 Ländern vertreten zu sein.

Seit 1790 und auch in Zukunft setzen wir auf die Kraft der Innovation, um unserer Rolle als führender Anbieter von inspirierenden Arbeitswelten gerecht zu werden.

bene.com

ABOUT BENE

We plan and design spaces for people to feel good and enjoy work. Our product portfolio comprises furniture for all sections and areas of the modern office.

We develop integrated concepts for our clients that respond to the changing challenges of the working world.

We love design. Our high standards in functionality, quality, and design become tangible in each of our products.

We are proud to be present in more than 40 countries worldwide as an international brand rooted in Austria.

In the future, as we have since 1790, we will rely on the power of innovation to continue our role as a leading provider of inspiring work environments.

bene.com